

WEDA L50 (60 Hz)

Product reference sheet

The WEDA slurry pumps are the toughest and have the largest apertures to facilitate handling of slurry with the most challenging solids. These pumps are specially designed to operate in quarries, dredging and settling ponds, dealing with abrasive media with high solids content.

Product code	Weda L50N
Installation	Portable
Discharge connection	100DN/ 4 in hose/NPT
Hydraulic range	N - normal head
Solid handling	Max. solids 25 mm 1 in
Liquid temperature	max 35°C (95°F) , standard
pH of the pumped liquid	4-10
Number of poles	4
Insulation class	H
Protection class	IP68
Thermal contacts	110°C (230°F)
Cable	H07RN-F 4G10/SOOW 4xAWG6
Cable length	20 m (65 ft)
Outer casing	CI Alloy
Impeller	Cr Alloy CI
Wear parts	Cr Alloy CI
Stator housing	CI Alloy
Strainer	CI Alloy
Shaft	Stainless steel
O-rings	Viton
Discharge connection	CI Alloy
Bearings	Heavy Duty Bearings
Motor side seals	1 mechanical seal (silicon carbide in oil bath)
Impeller side seals	1 mechanical seal (silicon carbide in oil bath) + 4 lip seal (2 BUNA + 2 TPU)
Discharge	Hose
Start type	Direct-on-line

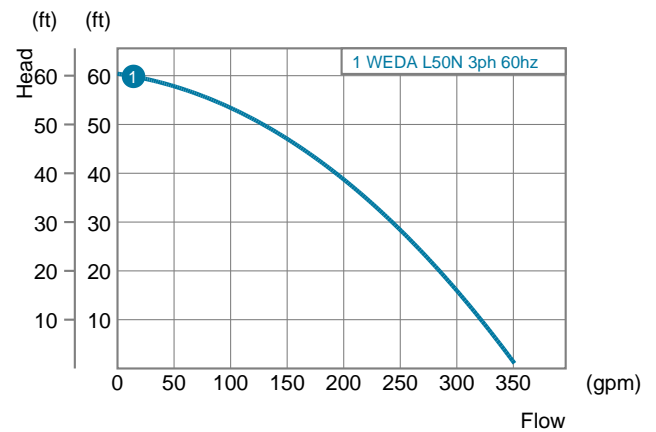
Weight and dimensions	Weda L50N
Weight (excl. cable)	578 lb
Height	36 in
Width	17.1 in
Diameter	16.2 in



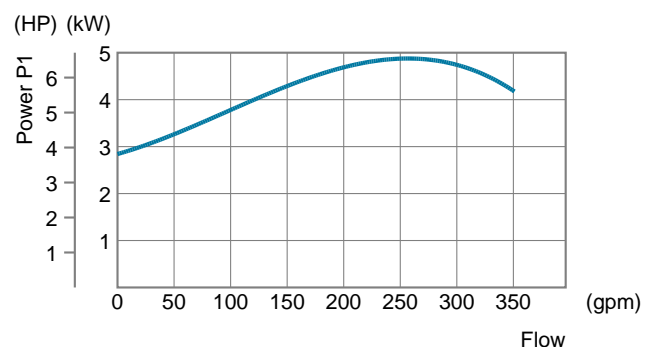
(2021-12-09) 2960 3590.00 rev 1 2021.06 - Subject to modifications without prior notice



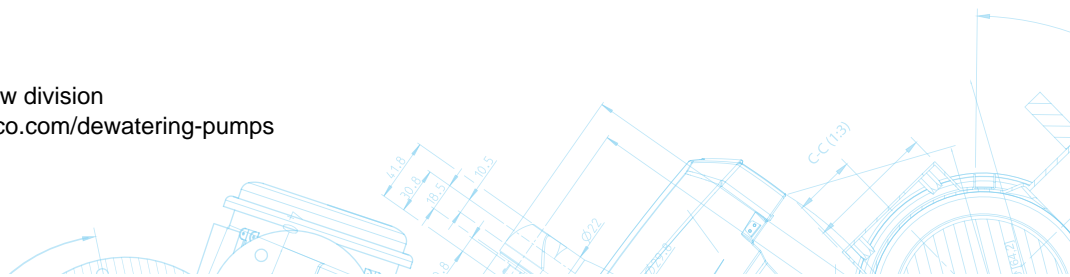
Performance curve



Power rating



Rating	3 ph
Power P ₁	6.8 kW (9.1 HP)
Power P ₂	5.5 kW (7.4 HP)
460 V	9.8 A
Shaft speed	1750 r.p.m.
Other voltages on request	

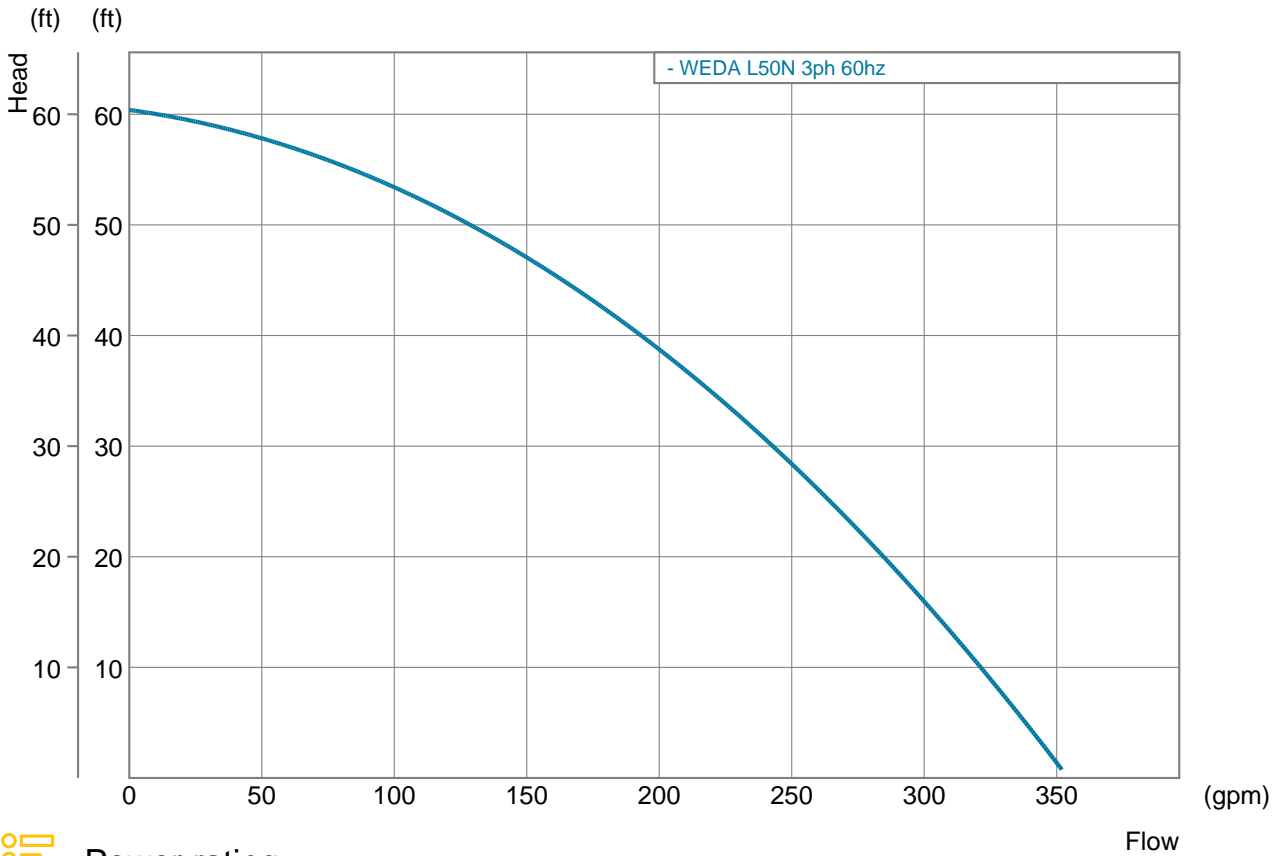


WEDA L50

Performance sheet



Performance curve



Power rating

